

MATERIAL HANDLING

EATON CABLE HOISTS

- 115DA 1 ton Capacity
- 202WNA 1-1/2 ton Capacity
- 404WNA 2 ton Capacity

DUFF LYNX CHAIN PULLERS


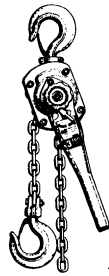
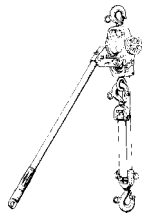
- LSB1500-5 3/4 ton 5' chain
- LSB1500-20 3/4 ton 20' chain
- LSB3000-5 1-1/2 ton 5' chain
- LSB3000-20 1-1/2 ton 20' chain
- LSB6000-5 3 ton 5' chain
- LSB6000-20 3 ton 20' chain

DUFF LYNX CHAIN HOISTS

- LHH 1B10 1 ton 10' lift
- LHH 1B20 1 ton 20' lift
- LHH 2B10 2 ton 10' lift
- LHH 2B20 2 ton 20' lift

COFFING ELECTRIC CHAIN HOISTS

- EC1016 1-10 1/2 ton 1/2 HP \$ Call for Pricing
- EC2016 1-10 1 ton 1 HP \$ Call for Pricing
- EC4008 3-10 2 ton 1 HP \$ Call for Pricing



Eye to Eye SLINGS

Nylon Slings - 2 Ply

- 2" x 6'
- 2" x 8'
- 2" x 10'
- 2" x 12'
- 2" x 16'
- 2" x 20'
- 3" x 10'
- 3" x 20'
- 4" x 10'
- 4" x 20'



Wire Rope Slings 6x19 IWRC

- 1/4" x 4'
- 3/8" x 6'
- 1/2" x 6'
- 1/2" x 8'



Other Sizes Available

CALL FOR
DISCOUNT
PRICING

Galvanized AIRCRAFT CABLE

- 1/4" X 500'
- 3/8" X 500'



STAINLESS STEEL AVAILABLE

SCREW PIN ANCHOR SHACKLES




- 1/4"
- 3/8"
- 1/2"
- 5/8"
- 3/4"

WIRE ROPE CLIPS



- 1/4"
- 3/8"
- 1/2"
- 5/8"
- 3/4"

HOOK & EYE TURNBUCKLES



- 3/8" x 6"
- 1/2" x 6"
- 1/2" x 12"
- 3/4" x 9"

HANDTRUCKS & DOLLIES

600 lb. HANDTRUCK


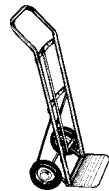
700 lb. APPLIANCE TRUCK-steel
aluminum

HARDWOOD DOLLIES

36" x 24" 1200 lb. Cap.

STEEL PLATFORM TRUCK

24" x 42" 750 lb. Cap.



ROPE

Manilla Nylon Polyethylene

- 1/4" x 50'
- 1/4" x 100'
- 1/4" x 600'
- 1/4" x 1200'
- 3/8" x 50'
- 3/8" x 100'
- 3/8" x 600'
- 1/2" x 50'
- 1/2" x 100'
- 1/2" x 300'
- 1/2" x 600'
- 5/8" x 300'
- 5/8" x 600'
- 3/4" x 300'
- 3/4" x 600'



12" Gin Block
accepts
3/4" Rope