


TRIPPE SUPPLY CO.

D.C. CALL (301) 350-6550 FAX (301) 350-5035

CALL FOR
QUANTITY
PRICING

EQUIPMENT

**Poulan
PRO**

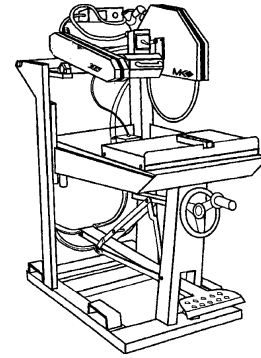


Model 380 20" Bar • 3.7 cu. in. • Auto Chain Oiling
Anti-Vibration

Model 445 20" Bar • 4.3 cu. in. • Auto Chain Oiling
Anti Vibration

14" MASONRY SAWS

EDCO 5 HP Honda



CALL FOR
DISCOUNT
PRICING



PARTNER

GASOLINE CUT - OFF SAWS

K650 ACTIVE featuring ACTIVE Air Filtration
12" Blade • 71 cc Engine • 1" Arbor
K700 ACTIVE featuring ACTIVE Air Filtration
14" Blade • 71 cc Engine • 1" Arbor

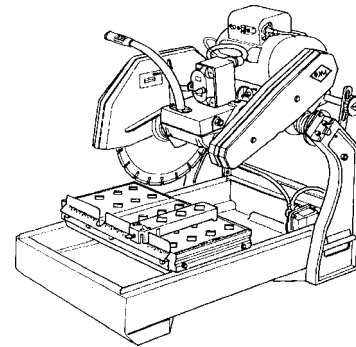
ACTIVE AIR FILTRATION SYSTEM

Centrifugal force of the cooling fan separates heavy dust & dirt particles from intake air. Cleaner air is then pumped into the filter chamber which contains a 3 stage oil soaked filter. Pleated paper filter provides an extra guarantee that intake air is free from dirt.

REDUCED MAINTENANCE & REPAIR • LONGER FILTER LIFE

DIAMOND CORE CUT TILE SAW

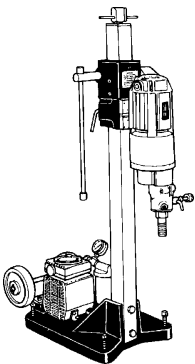
CC-99T 8" w/ 1 HP Motor



DIAMOND CORE DRILL RIGS

Diamond Products

MODEL M1
MODEL M2
MODEL M3



CALL FOR
DISCOUNT
PRICING

MOTOR OIL

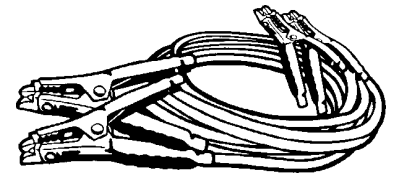


ANTIFREEZE

WINDSHIELD
WASHER



BOOSTER CABLES



8 Ga x 12 Ft. 400 amp
6 Ga x 16 Ft. 500 amp
4 Ga x 25 Ft. 500 amp

GAS CANS

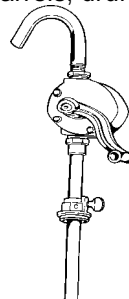
EAGLE Type 1 Safety Cans



1 Gallon
2 Gallon
5 Gallon
Plastic Funnel
Flammable Storage Cabinets Available

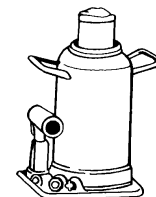
FUEL PUMPS

Install on barrels, drums and tanks



Rotary Transfer Pump
Piston Transfer Pump

BOTTLE JACKS



2 Ton Capacity
4 Ton
6 Ton
12 Ton
20 Ton

EQUIPMENT

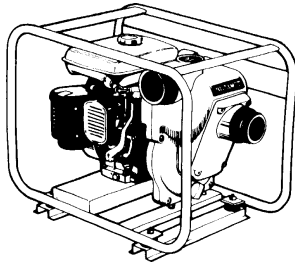
TRIPPE SUPPLY CO.

CALL FOR
QUANTITY
PRICING

D.C. CALL (301) 350-6550 FAX (301) 350-5035

PUMPS

ROBIN GAS POWERED DEWATERING PUMPS



- NPR-2 2" Centrifugal Pump
- NPR-3 3" Centrifugal Pump
- NPR-2T 2" Trash Pump
- NPR-3T 3" Trash Pump

SUBMERSIBLE PUMPS

ROBIN BTR-400S 1/2 HP 2" Discharge

BT-751S 1 HP 2" Discharge



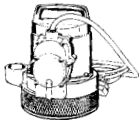
SIMER

2300 1" Discharge



PITMASTER

LX 2" Discharge

IV 1-1/2" Discharge



SAKAI COMPACTORS & RAMMERS



RAMMERS

MODEL	RV60	RV70	RV80	PC70	PC80
Weight	130	155	175	154	176
Shoe/Plate Sz	11x13.5	13x13.5	13x13.5	15x22.4	17x22.4

VIBRATORY PLATES

Impact Blow	3000#	3525#	4025#		
Centrifugal Force				3000#	3500#
Vib per minute	660-680	660-680	660-680	5800	5800
Stroke (in.)	3.15	3.15	3.15		
Speed (ft/min.)	27-50	27-50	27-50	82	82
Compaction depth	up to 22"	up to 22"	up to 22"	up to 12"	up to 12"

HONDA 4 CYCLE AIR COOLED ENGINES


Model	GX120K1	GX120K1	GX120K1	GX160K1	GX160K1
Horsepower	4.0	4.0	4.0	5.5	5.5
Max Oper RPM	3750	3750	3750	3600	3600
Tank cap. (gal)	0.6	0.6	0.6	1.0	1.0
Oil Alert	NA	NA	NA	YES	YES

OPTIONS

- Trench Foot (Rammers)
- Water System (Vibratory Plates)



ROBIN GENERATORS



MODELS	NGK 2900H	NGK 4300H	NGK 6000HE	NGK 7000HE	NGD 2900R	NGD 4300R	NGD 6200RE
Voltage	120V	120/240V	120/240V	120/240V	120V	120/240V	120/240V
Max Output	2900W	4300W	6000W	7000W	2900W	4300W	6200W
Max Amps	24.2	35.8	50	58.3	24.2	35.8	51.7
Rated Output	2400W	3800W	5000W	6000W	2300W	3600W	4800W
Rated Amps	20	31.7	41.7	50	19.2	30	40

AC OUTLETS

GFCI 120V, 20A	1	2	2	2	1	1	2
120V, 30A		1	1	1		1	1
120/240V, 20A		1	1			1	
120/240V, 30A				1			1

ENGINE

Manufacturer	Honda	Honda	Honda	Honda	Robin	Robin	Robin
Horsepower	5.5	8	11	13	5.5	8.5	11
Starting System	Recoil	Recoil	Recoil/ES	Recoil/ES	Recoil	Recoil	Recoil/ES
Auto Idle	No	Yes	Yes	Yes	No	Yes	Yes
Tank	3.0 Gal	4.5 Gal	4.5 Gal	4.5 Gal	3.2 Gal	4.4 Gal	4.4 Gal