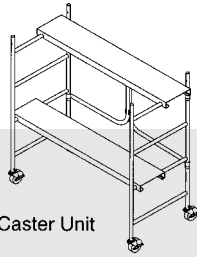
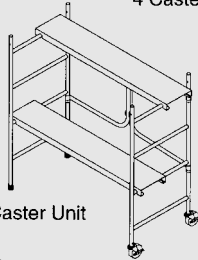


# BAKER SCAFFOLD & WALKBOARDS

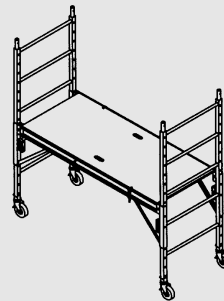
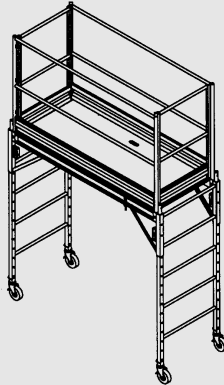
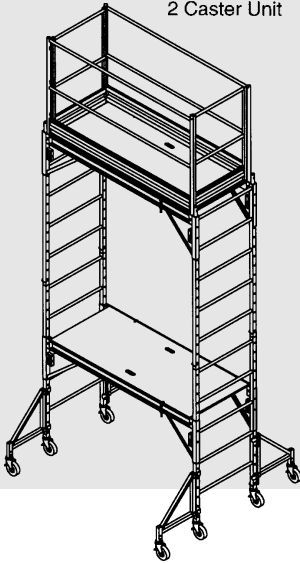
Fold-A-Scaf™



4 Caster Unit



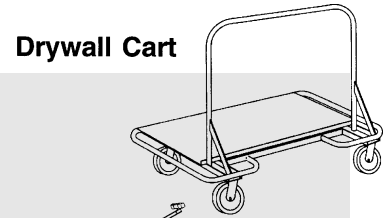
2 Caster Unit



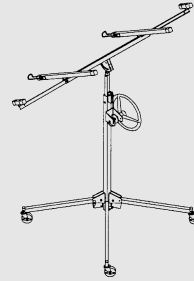
MEETS  
**OSHA**  
REQUIREMENTS

ansi

Meets or exceeds requirements of American National Standards Institute

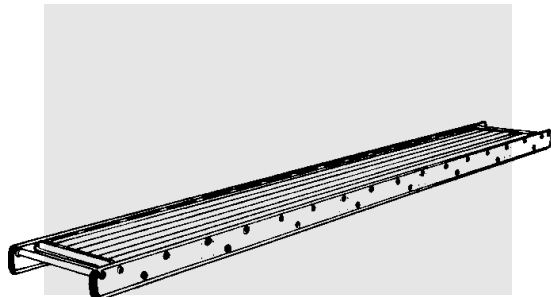


Drywall Cart



Drywall Lift

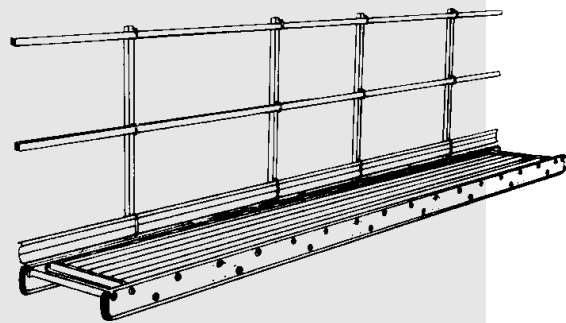
CALL FOR  
DISCOUNT  
PRICING



500 lb. - Two Man Unit

- 16' x 12" wide x 5" side rail
- 20' x 12" wide x 6" side rail
- 24' x 12" wide x 6" side rail

- 20' x 24" wide x 6" side rail
- 24' x 24" wide x 6" side rail



- Rail & Toeboard Kit
- Rail & Toeboard Kit
- Rail & Toeboard Kit

- Rail & Toeboard Kit
- Rail & Toeboard Kit